




.....	2
.....	5
.....	8
.....	11
.....	27
.....	57
.....	61
.....	62
.....	64
.....	72
.....	209



S

C E



002121

	1,516,261,624.45	1,971,578,911.75	-23.09%
	-77,529,834.66	64,622,142.45	-219.97%
	-310,597,230.06	-54,964,295.92	-465.09%
	149,234,488.95	-22,513,685.30	762.86%
/	-0.0551	0.0459	-220.04%
/	-0.0551	0.0459	-220.04%
	-2.24%	1.33%	-3.57%
	11,867,113,790.52	13,414,369,894.96	-11.53%
	3,419,399,770.37	3,494,788,132.13	-2.16%

	239,459,073.90	
	47,457,515.04	
	-49,274,233.18	

	1,872,749.18	
	2,702,211.18	
	233,067,395.40	--

1

1

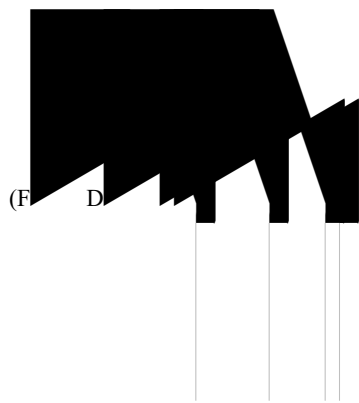
1

1

A

B

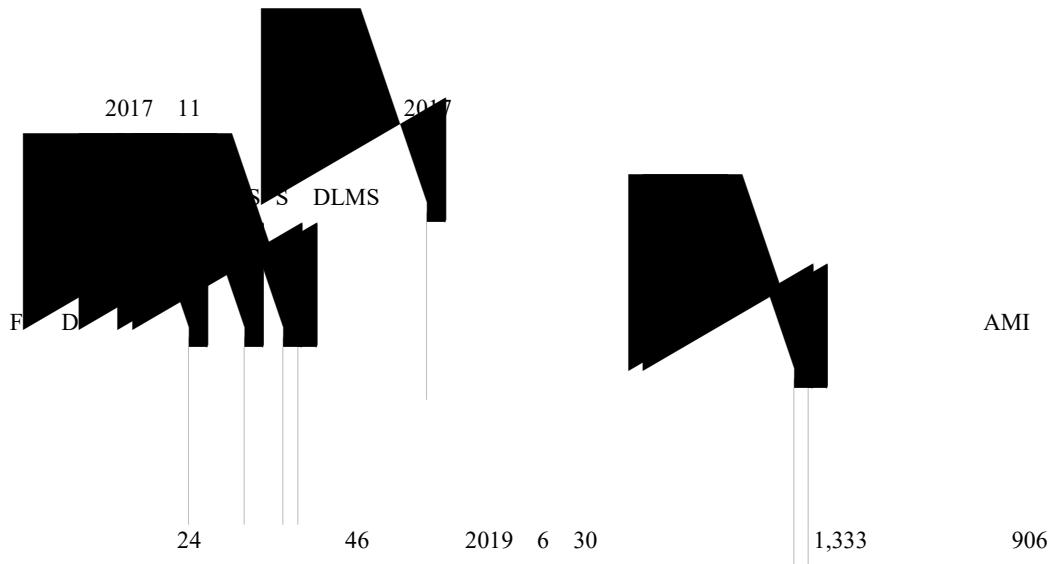
C



AMI

	58.07%
	--
	--

1



2

2019

PCS

2019

2019

2019

2019

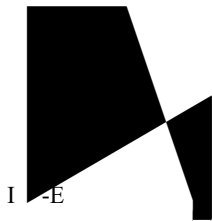
2019

3

- - - -

(PCS)
(BMS)

(EMS)



4

I-E

	1,516,261,624.45	1,971,578,911.75	-23.09%	
	1,090,944,629.91	1,406,704,439.74	-22.45%	
	143,669,464.93	145,182,351.77	-1.04%	
	120,389,932.83	136,030,227.85	-11.50%	
	224,436,628.40	185,548,349.83	20.96%	
	-11,516,246.67	-4,643,392.72	-148.01%	
	127,677,070.01	132,859,359.69	-3.90%	
	149,234,488.95	-22,513,685.30	762.86%	
	494,775,395.51	-554,590,289.99	189.21%	
	-1,299,535,812.58	388,101,749.28	-434.84%	
	-655,867,624.30	-189,002,226.01	-247.02%	

	1,516,261,624.45	100%	1,971,578,911.75	100%	-23.09%
	1,513,948,510.96	99.85%	1,967,282,387.84	99.78%	-23.04%
	2,313,113.49	0.15%	4,296,523.91	0.22%	-46.16%
	1,150,809,325.67	75.90%	1,286,134,345.41	65.23%	-10.52%
	90,595,945.40	5.97%	238,319,990.96	12.09%	-61.99%

	202,555,074.58	13.36%	305,933,945.23	15.52%	-33.79%
	30,039,010.03	1.98%	37,025,189.70	1.88%	-18.87%
	21,542,887.65	1.42%	32,404,334.40	1.64%	-33.52%
	18,406,267.63	1.21%	67,464,582.14	3.42%	-72.72%
	2,313,113.49	0.15%	4,296,523.91	0.22%	-46.16%
	1,295,608,576.36	85.45%	1,796,939,186.75	91.14%	-27.90%
	220,653,048.09	14.55%	174,639,725.00	8.86%	26.35%

10%

	1,513,948,510.96	1,089,218,119.67	28.05%	-23.04%	-22.43%	-0.57%
	2,313,113.49	1,726,510.24	25.36%	-46.16%	-32.20%	-15.37%
	1,150,809,325.67	780,219,224.27	32.20%	-10.52%	-19.83%	7.87%
	90,595,945.40	81,416,809.04	10.13%	-61.99%	-45.59%	-27.09%
	202,555,074.58	194,792,541.19	3.83%	-33.79%	-7.43%	-27.39%
	30,039,010.03	6,419,895.22	78.63%	-18.87%	-7.03%	-2.72%
	21,542,887.65	4,692,520.33	78.22%	-33.52%	18697.13%	-21.71%
	18,406,267.63	21,677,129.62	-17.77%	-72.72%	-66.12%	-22.93%
	2,313,113.49	1,726,510.24	25.36%	-46.16%	-32.20%	-15.37%
	1,295,608,576.36	948,560,061.45	26.79%	-27.90%	-25.73%	-2.14%
	220,653,048.09	142,384,568.46	35.47%	26.35%	9.93%	9.64%

1

30%

1	14,772.40	61.99%
2	10,337.89	33.79%
3	1,086.14	33.52%

4	-	4,905.83	72.72%
---	---	----------	--------



						2.49
--	--	--	--	--	--	------

	1,107,063,424.58	
	161,021,952.25	
	787,845,734.89	
	456,262,730.59	
	2,512,193,842.31	---

				2019 6 30
-	-A608-0164	100,000.00		39,584.90
-		10,000.00		5,299.32
-		10,000.00		323.75
-				742.05
-	99 1 2 3 5	65,000.00		8,851.14
-	50M	25,000.00		25,226.32
-	20M	12,000.00		10,188.65
-	20M	12,000.00		9,278.49
-	15M	12,000.00		12,329.31
-		7,000.00		2,879.69
-		5,000.00		2,468.31
-		9,000.00		7,238.92


13,272,270.38	574,120,321.34	-97.69%

	180,480.05
	93.65
	40,693.46
	107,038.2
	140,295.44
	77.73%

2016 3229									
	A	223,118,216.00		8.52		2017 3 9			
	A	213,099,435.00				1,815,607,200.00			
		1,804,152,081.78							648,402.91
		1,804,800,484.69							
2017 3 9									
2017 000148									
2019 6 30					406,934,638.07	2017			
229,915,170.70	2018		176,082,988.57				936,478.80		
2019 6 30							1,402,954,446.42		
2018						332,572,446.42			
		1,070,382,000.00		2019 6 30					
2,259,750.08		2,259,750.08							
7,348,349.88									

	()	(1)	(2)	(3) (2)/(1)					
		28,001.44	28,001.44	93.44	18,115	64.69%	2019 12 31		
		45,927.44	45,927.44	0.19	13,279.24	28.91%	2018 12 31		
		69,731.2	69,731.2	0.02	5,584.05	8.01%	2019 12 31		
110M		46,436.64	36,819.97	0	3,715.17	10.09%			
	--	190,096.7 2	180,480.0 5	93.65	40,693.46	--	--	--	--
	--	0	0	0	0	--	--	--	--

	--	190,096.7 2	180,480.0 5	93.65	40,693.46	--	--	0	--	--	
	1	2018	5	9							
	110M				331,528,425.70						
	2018				2018	5	25				
	2	2019	6	12							
				1,072,559,832.64							
	2019				2019	6	28				
	2017	4	11								
				50,787,464.02	2017	4	28	2017			
	1	2017	4	11							
				120,000							
				2017	4	28					
	2017				2018	4	28				
	120,000										
	2	2018	5	9							
				60,000							
				2018	5	25	2018	2018	6		
	1										



60,000 90,000
2018 6 19 2018
3 2018 12 5
90,000 107,000
90,000 2019 6 19
12 17,000
2018 2018 12 21
2019 6 12
107,000
1 2017 5 26

	6	2018	5	9	2018	5	25	
	2018				60,000			
	2018	2018	6	1	2018	6	19	
	60,000				90,000			90,000
					107,000			
		90,000				2019	6	19
					17,000			12
						2018	11	
						2015		
					2018			
	2018	12	18					
	2018	241						

		(1)		(2)	(3)=(2)/(1)				
	110M	33,257.24	0	33,257.24	100.00%		0		
		107,038.20	107,038.20	107,038.20	100.00%		0		
	--	140,295.44	107,038.2	140,295.44	--	--	0	--	--
()		1 2015-2017				" 110M		"	

	" 110M "
	2018 5 9
	" 110M "
	331,528,425.70
	2018 5 25 2018
	2 " "
	ACG
	"
	"
	"
	"
	"
	2019 6 12
	" "
	" "
	" "
	1,072,559,832.64
	2019 6 28
	2019
	()

2019	2019 07 30	2019104

	150,000	1,233.58	8,123.38	5.42%		2019 02 23	2019019
	150,000	1,233.58	8,123.38	--	--	--	--

		2019 02 27	64,775. 75	0		-16.57%						2019 01	

()					-1,284.8 0							25	2019008
		2019 01 23	6,633.8 5	70.79	-57.51	-0.74%						2018 12 29	2018225
		2019 03 08	3,913.1 3	131.22	0.25	0.00%							
		2019 5 13	0.0001	-2,900.6 7	19,205. 56	247.72 %						2018 04 02	2019044

10%

			50,000,000.00	304,144,128.67	82,281,003.8 8	111,092,564. 97	24,771,768.3 8	21,607,887.1 9	
			500,000,000.0 0	1,294,469,819.4 5	844,786,972. 38	44,617,577.1 3	28,955,501.5 8	27,451,870.4 3	
			500,000,000.0 0	1,761,529,330.0 3	647,178,360. 01	79,603,056.2 8	24,145,725.0 7	21,247,305.3 9	

50,000,000.00 619,066,381.11 68,212,157.1
2



1

2

3

4

5

2019		52.20%	2019 01 15	2019 01 16	2019003
2019		52.20%	2019 02 12	2019 02 13	2019015
2019		52.54%	2019 03 11	2019 03 12	2019032
2018		52.14%	2019 05 13	2019 05 14	2019073
2019		52.93%	2019 06 28	2019 06 29	2019096

				2019 04 01		
				2019 04 01		
				2007 02 07		
			" "	2009 12 16		

			" "			
				2014 08 25		

			25%	2007 03 05		
				2016 04 25		
		1	2017-2019			
				2		
				2017 05 19	2019 12 31	
			10%			
						30%

			<p>80%</p> <p>40%</p> <p>20%</p> <p>3 2017-2019</p> <p>4</p>			
			2014	2014 09 15	2019 09 17	

			1		2			
					3			
			4					
			2017 12 6 12		2017 12			
				12		2017 12 06	2018 12 12	

2018

-

100%

2019 3 31

1 2

1

- 32

-

-

2018

2018 12 31

17,280.00

10,975.00

	3,333.99			
2		- 4	2018 12 31	29,249.67
				24,893.50
	2018			
1				
2018 9				
	2019 4 1			
17,280.00			2019 4 2	
		2019047		10,975.00
3,333.99				
2				
	2018 12 31		29,249.67	25,825.68
24,893.50				
2018				
1				
1				
				17,280
			14,849	
2				
				24,893.50
			100%	
2				
	2019 3 31		100%	
				2018 2019

()			()	()	()		
				1			
				2			
				8,750			
				3			
	8,750			4		2017 09 05 2018 02 24	2017118 2018027
				5			

				479,300			
	4,540.48					2017 11 08	2017151
"	5,283.42	"	1 18 4,566.36 1 2019 80	2019 1 4,186.38 379.98 2 1 2019 1 31 3,000 2 2019 3 31 1,186.38 3 50% 3 2 4	1 6 2019 06 28 2019 51		-
					1		

				2019 1 19 4.75% 2 1 2			
				1 16,379.41 2 4,000 2019 3 31 1,000 2019 4 30 3,800 2019 5 31 3,800 2019 6 30 3,779.41 35 60 2 1 16,379.41 1			-
"	"	16,379.41					

				4.35%			
				1			
				15,681.86			
					7,749.66		
				7,932.21	2	2018	10
				31			
				1,000	2018	11	30
							2,000
				2018	12	31	
							4,932.21
				3			
				14%			
							4
"							
"							
	7,932.21						
	"						
"				17010100			
							1000
							500
				500			
				10315000			
							2018
				11	15		500
							500
				5			

" " 901.62

/						
		1 3 4 5 6 7 8	2		2019 06 25	2019095

2019 6

2019 111

2019 7 20

2019100

()	"	560	6%	364.91	4,932	5,100	4,735.09	2019	04	23
"											2019061
				4,735.09							



2018

99.99%

99.99%

10,498.95

"

"

2018 10

5%

40%

2019 4 23

99.99%


2019062

2019 6 30

	2016 08 31	13,200	2016 11 03	4,532.35		3		
	2017 07 20	30,000	2017 11 01	24,300		3		
	2017 11 25	7,677.26	2017 11 29	2,266.43		3		
	2015 06 20	75,000	2015 07 29	52,000		15		
A1			0	A2				-563.32
A3			125,877.26	A4				83,098.77
	2015 10 19	3,800	2015 11 16	976.32		5		
	2015 11 21	4,828	2015 11 21	4,828				
	2016 04 12	12,000	2016 04 28	5,573.29		5		
	2016 04 12	25,000	2016 05 06	16,504.34		8		
	2016 04 12	12,000	2016 07 20	5,156.36		5		
	2016 04	12,000	2016 06 21	4,741.9		5		

	2018 9 14 2019 4 23	4,000		0	1			
	2018 9 14 2019 4 23	18,500	2019 01 01	10,000	10			
	2018 3 6 2019 4 23	4,000	2018 10 09	1,500	1			
	2018 6 2 2019 4 23	5,500	2018 10 20	4,000	1			
	2018 6 2 2019 4 23	5,500	2019 03 15	4,500	1			
	2018 9 14 2019 4 23	1,500	2018 08 31	1,500	1			
B1			121,000.00	B2				-80,832
B3			230,028.00	B4				111,514.09
C1			0	C2				0
C3			0	C4				0
A1+B1+C1			121,000.00	A2+B2+C2				-81,395.32
A3+B3+C3			355,905.26	A4+B4+C4				194,612.86
A4+B4+C4								56.91%
			D					0
E	70%							148,611.36

50%	F	23,642.87
D+E+F		172,254.23

		2012											
					--			8,381.75			68.51	2012 12 06	201280
		2016			--			28,189.6			48.16	2016 05 12	

													2017094
		2017				--			12,954			11	2017 08 03
		00022000 00015316											2017107
						--			10,131. 7			2,000	2017 12 01
													2017164
		220				--			8,000				2017 12 08
													2017172
		2017				--			7,559.1 5			88	2017 12

												09	
													2017173
						--			17,000				2018 01 08
													2018003
						--			1,515				2018 04 26
													2018071
		9M /4.5 M AGC				--							2018 05 03

													2018076	
		2018				--		6,472.4 4					2018 05 04	2018078
		30M				--							2018 05 15	2018088
			2018 05 28			--		21,400					2018 05 29	

													2018101
						--		2,664				2018 06 04	2018117
		2018				--		11,541. 85				2018 06 06	2018121
		EPC				--		15,950				2018 09 21	

													2018174
						--			3,450				2018 10 09
													2018177
		2018				--			18,559. 36				2018 11 21
													2018205

2018-2019

--

8,311

2018

12

15

3

2018215

													2019041
		2019				--			15,023. 31				2019 05 09
													2019069
		2019				--			2,355.2 5				2019 05 06
													2019067
		2019				--			2,157.8 8				2019 06 03

	2018 12 28		2019 1 15	2019
			10 10	
5 5		2018 12 29		
				2018224
		2018228	2019 5 22	
	2019		(2019 267)	
		5		
2				
		12		270
2018		2018 1 22		2018 2 7
3				
		2018		
			2	5,000
		15 /		
12				
	2017	2017	2017	
		10	0.35	2018 5 23
	2018 5 24			15 /
	14.965 /			
	2019 6 4			
		0		
			2019 6 5	
				2019083
4				
		2019 3 29		
	113,895,069		2019 4 29	
	2019 4 26			
5				
	2019 6 19	5%		
			2019 6 19	1,012,900
	0.07%	4.93 /		
			341,685,291	
24.26%				

2018 9

2019 4 1
17,280
2019047
2019046
2015 236,479,293.07 2017
2017 66,666,344.29
2018
169,812,948.78
2019025
2019048
2018
100% 100%
2019 5 13 2018
100% 2019044

	455,580,277	113,895,069	0	341,685,208	119,223,474 222,461,734	2020 03 23 25%
	27,402,800	6,850,700	0	20,552,100		2018 11 15 2018 11 16 6 100% 2019 01 14 6 75%
	5,942,250	0	0	5,942,250		25%
	5,974,500	0	0	5,974,500		25%
	5,782,500	0	0	5,782,500		25%
	5,758,462	0	0	5,758,462		25%
	25,210,176	0	0	25,210,176	24,996,854 213,322	2020 03 23 25%
	13,500	3,375	0	10,125		2018 11 27 6 100% 2019 01 14 6 75%
	11,772,065	0	0	11,772,065		2020 03 23
	29,054,460	0	0	29,054,460		2020 03 23
	19,787,089	0	0	19,787,089		2020 03 23

	8,265,493	0	0	8,265,493		2020 03 23
	600,543,572	120,749,144	0	479,794,428	--	--

			69,768				0
5%		10					
		24.26%	341,685,291	119,667,913	0	341,685,291	
		24.26%	341,685,208	-113,895,069	341,685,208	0	338,573,474
		2.07%	29,094,460	0	29,054,460	40,000	26,400,000
							29,094,460
		1.80%	25,281,284	0	25,210,176	71,108	24,996,854
		1.48%	20,869,560	-6,533,240	20,552,100	317,460	16,934,900
		1.42%	19,987,089	-270,000	19,787,089	200,000	19,200,000
		0.86%	12,101,125	0	0	12,101,125	
		0.84%	11,772,065	-80,000	11,772,065	0	11,772,065
		0.62%	8,715,121	7,586,923	0	8,715,121	
		0.59%	8,265,493	0	8,265,493	0	8,265,493
10							
10							

		341,685,291		341,685,291
		12,101,125		12,101,125
		8,715,121		8,715,121
		6,337,565		6,337,565
		5,622,375		5,622,375
		5,573,600		5,573,600
		4,275,600		4,275,600
		4,214,100		4,214,100
		3,578,742		3,578,742
		2,850,000		2,850,000
10		10	10	
	10			
	10			
10		10		12,101,125

10

10

10

10



0 0 1 p c p ÷] g . c



0 0 1 p c p ÷] g . c

			2019 03 11	
			2019 03 11	
			2019 03 11	
			2019 03 11	2019 3 11 2019
			2019 03 11	2019 3 11 2019
			2019 03 11	2019 3 11 2019
			2019 03 11	2019 3 11 2019

2014	14 01	112226	2014 09 17	2019 09 17	12,490.36	7.00%	2019 9 17 2017 9 17 2019 9 17 1
2016	16 01	118733	2016 07 01	2019 07 01	0	5.35%	2019 7 1 2018 7 1 2019 7 1 1
2016	16 02	114045	2016 11 04	2019 11 04	15,500	5.00%	2019 11 4 2018 11 4 2019 11 4 1
2017	17 01	112507	2017 03	2022 03	20,000	5.50%	

			22	22				2022 03 22	
								2020 03 22	
								2022 03 22	
									1
		1	<		2015	>			
		"	"	2014					
		2012							
		2	2016		2016				
		3	2017						
		1	2019 3 22	2017					
		2018 03 22	2019 03 21						
		2	2019 6 28	2016			2018 7 1		
		2019 6 30		2016				2019	
		7 1							
		3	2014	2016					
		1	"14 01"						
			3	2			1 100		
			0.01%			3		10	
							3		
		2	"16 01"	"16 02"					
			2		1			0 100	
					2		30		
		3	"17 01"						
			3	2			0 100		

	1		0.01%		3		30
					3		
4	2017	9				"14 01"	"14
	01"	2		7%			
		"14 01"			750,964		80,353,148.00
		1,249,036					
5	2018	5				"16 01"	"16
	01"	3		5.35%			
		"16 01"			300,000		30,000,000
		1,500,000					
6	2018	9	"16 02"	2018			
				2			
						"16 02"	200
		"16 02"		3		7%	
			"16 02"		1,650,000		165,000,000.00
				1,550,000			
7		"17 01"					

	"14 01"						"14 01"
			1012		"14 01"		0755-82135059
	"16 01"	"16 02"	27		"16 01"	"16 02"	16 01
	01"	01"			02"	"17 01"	16 02
			6008		01"		17 01
			39				0755-23934048
						7008	3

	0

2019 2
 14 01 17 01
 01
 2019 6
 2017
 AA AA
 2019 6
 2019
 AAA
 2014
 2019
 2019
 AA 16 01 16 02

1 14 01
 2 16 01 16 02
 1
 A 1
 14 01 2015 2019 9 17
 1 2015 2017
 9 17 2015 2019 9 17
 1
 16 01 2017 2019 7 1 2017
 2018 7 1
 16 02 2017 2019 11 4 2017
 2018 11 4
 17 01 2018 2022 3 22
 2018 2020 3 22

B

C
2
A
14 01 2019 9 17
1 2017 9 17
2019 9 17 1
16 01 2019 7 1 2018 7 1
16 02 2019 11 4 2018 11
4
17 01 2022 3 22 2020 3
22
B

1 14 01

A
B
C
D
E
F
G
H

2 16 01 16 02

A
B
C
D
E
F
G

3 17 01

A
B
C
D
E
F

2019 1 4	16	01	16	02	17	01		
							2019 1 7	. . .
2019 1 28	14	01						
			2019 1 28				. . .	
2019 1 31	16	01	16	02	17	01		2018
							2019 2 1	. . .
2019 2 14	16	01	16	02	17	01		
14 01 17 01								2019
2 14								
2019 2 18	14	01						2018
							2019 2 18	. . .
2019 2 28	14	01						14 01 17 01
								2019 3 1
. . .								
2019 3 14	16	01	16	02	17	01		
							2019 3 15	. . .
2019 4 29	16	01	16	02	17	01		2018
								2018
2019 4 30								. . .
2019 5 13	16	01	16	02	17	01		
							2019 5 15	. . .
2019 5 20	14	01						
			2019 5 22				. . .	
2019 5 27	14	01						2018
							2019 5 29	. . .
2019 6 25	14	01						2018
2018 6 26								. . .
2019 6 26	16	01	16	02	17	01		
							2019 6 27	. . .
2019 6 26	16	01	16	02	17	01		
	2018		2019 6 28				. . .	

	84.72%	89.70%	-4.98%
	69.79%	72.76%	-2.97%
	68.68%	74.22%	-5.54%
EBI/DA	1.47	2.46	-40.24%
	100.00%	100.00%	0.00%
	100.00%	100.00%	0.00%

30%

EBI/DA

277,000.00

380,421.32

1
6,633.85

100%

4,194.24

100%

26,230.96

100%

2019

2018 12 29

2018225

100%

100%

2018226

		100%		2018227	
2			58.07%	647,757,500	
412,020,000		()			
2019		2019 1 25			
					2019008
3	2019 1 29				2018
		2019012		2018	9 11
4					2019
				2019 2 23	
					2019017
5				2019018	
		2019			2018
	2018			86,508.57	2019 2 28
					2018
6	2019025				
		2018			
	2019 4 23				
7				6%	560
		()			5,100
		10,498.95			99.99%
	2018				
					2019 4 23
	2019061				99.99%
2019062					
8	2019 6 19	5%			
				2019 6 19	
1,012,900		0.07%	4.93 /		341,685,291
24.26%			2019 6 20		
					2019093

2019 06 30

	2019 6 30	2018 12 31
	1,565,156,419.71	1,324,276,759.25
	31,942,340.36	277,140,298.78
	1,928,845,297.71	2,441,697,713.99
	91,197,323.78	93,582,206.74
	950,449,321.53	885,519,957.66
	0.00	0.00
	0.00	0.00

		1,163,888,831.33	1,170,452,059.73
		0.00	186,468,347.07
		418,021,593.95	399,536,870.37
		6,149,501,128.37	6,778,674,213.59
		274,523,946.94	305,638,338.12
		0.00	122,953,174.94
		181,820,529.10	833,102,454.85

OPERATIVO

19

	458,499,369.13	544,632,570.93
	1,312,194,463.60	1,894,496,244.23
	352,313,889.00	425,931,504.12
	51,976,033.53	61,294,115.81
	29,469,585.76	209,474,736.72
! ACCIÓN	529,858,091.80	583,894,721.45
	12,603,290.08	33,501,893.30
	92,039.36	92,039.36
	0.00	67,989,630.80
	767,703,188.83	922,572,317.00
	1,000,000.00	1,000,000.00
	7,258,814,649.88	7,556,690,091.06

Y COM

	10,222,890.08	10,784,856.37
	1,022,760,748.87	2,203,097,996.57
	8,281,575,398.75	9,759,788,087.63
	1,408,349,147.00	1,408,163,573.00
	1,904,237,298.84	1,903,407,775.21
	946,977.22	110,728.27
	1,052,038.68	761,912.36
	134,505,883.55	134,505,883.55
	-29,691,574.92	47,838,259.74
	3,419,399,770.37	3,494,788,132.13
	166,138,621.40	159,793,675.20
	3,585,538,391.77	3,654,581,807.33
	11,867,113,790.52	13,414,369,894.96

	2019 6 30	2018 12 31
	1,238,540,099.42	813,027,531.92
	5,690,224.81	44,581,296.82
	2,554,856,239.95	2,896,516,816.52
	17,064,617.34	12,688,622.90
	2,156,271,483.51	2,287,571,274.68

	0.00	0.00
	0.00	0.00
	466,203,620.51	517,587,121.47
	26,900,574.29	16,430,072.01
	6,465,526,859.83	6,588,402,736.32
	235,436,772.46	239,085,863.64
	4,794,832,315.32	5,691,097,767.52
	117,305,217.76	119,139,379.50
	298,514,984.23	306,721,787.82
	122,508,559.28	113,120,808.10
	457,984,715.38	472,593,349.41
	20,063,311.87	24,233,431.55
	112,080,561.01	94,588,354.04
	15,269,314.93	26,096,427.93
	6,173,995,752.24	7,086,677,169.51
	12,639,522,612.07	13,675,079,905.83
	3,605,600,028.23	2,589,900,000.00

	390,194,411.82	369,787,219.59
	2,300,247,236.37	2,648,011,632.23
	236,714,543.00	248,428,383.29

	1,910,901,807.94	1,910,072,284.31
	134,505,883.55	134,505,883.55
	-237,136,549.67	424,461,219.05
	3,216,620,288.82	3,877,202,959.91
	12,639,522,612.07	13,675,079,905.83

	2019	2018
	1,516,261,624.45	1,971,578,911.75
	1,516,261,624.45	1,971,578,911.75
	1,715,644,197.99	2,019,093,260.94
	1,090,944,629.91	1,406,704,439.74
	8,526,471.91	12,768,532.06
	143,669,464.93	145,182,351.77
	120,389,932.83	136,030,227.85
	127,677,070.01	132,859,359.69
	224,436,628.40	185,548,349.83
	206,882,229.04	185,140,934.29
	4,919,054.92	6,993,593.61
	55,597,444.45	39,047,708.76

	239,732,472.17	77,665,087.52
	-1,024,425.75	-13,584,298.90
-		
-		

4.		
5.		
6.		
7.		
8.	836,248.95	239,326.60
9.		
	-70,292,599.76	70,562,309.72
	-76,693,585.71	64,861,469.05
	6,400,985	

-		
-	-117,081,719.28	-8,214,318.23
-	0.00	-186,188.96
	-634,076,963.35	-37,221,801.01
	863,387.59	9,688,901.67
	45,876,399.93	185,082.20
	-679,089,975.69	-27,717,981.54
	-17,492,206.97	-4,329,943.89
	-661,597,768.72	-23,388,037.65
	-661,597,768.72	-23,388,037.65
	0.00	0.00
1.		
2.		
3.		
4.		
5.		
1.		
2.		
3.		
4.		
5.		
6.		
7.		
8.		
9.		
	-661,597,768.72	-23,388,037.65

--	--	--

	2019	2018
	1,492,723,423.29	1,977,442,169.11
	18,321,549.58	37,076,672.60
	368,683,376.21	34,271,217.92
	1,879,728,349.08	2,048,790,059.63
	929,398,838.60	1,495,574,245.62
	229,603,114.68	228,225,176.48
	100,196,692.87	154,984,095.47
	471,295,213.98	192,520,227.36
	1,730,493,860.13	2,071,303,744.93
	149,234,488.95	-22,513,685.30

	454,682,748.39	117,460,000.00
	113,498,338.68	859,681.68
	4,402,610.00	4,400,579.04
	169,775,438.56	690,938.65
		220,000,000.00
	742,359,135.63	343,411,199.37
	160,773,740.12	448,580,491.11
	23,199,000.00	442,716,467.00
	0.00	6,704,531.25
	63,611,000.00	0.00
	247,583,740.12	898,001,489.36
	494,775,395.51	-554,590,289.99
	1,015,097.63	62,475,216.25
	0.00	55,627,898.18
	3,314,960,000.00	3,310,504,250.00
	0.00	0.00
	85,586.93	85,767,814.41
	3,316,060,684.56	3,458,747,280.66
	3,612,074,641.36	2,645,985,263.16
	180,525,283.49	283,557,852.17
	0.00	0.00
	822,996,572.29	141,102,416.05
	4,615,596,497.14	3,070,645,531.38
	-1,299,535,812.58	388,101,749.28
	-341,696.18	0.00
	-655,867,624.30	-189,002,226.01
	952,938,667.18	1,347,566,116.85
	297,071,042.88	1,158,563,890.84

	2019	2018
--	------	------



	-1,348,316,858.78	335,891,608.23
	-314,204.13	
	-443,808,326.55	-241,955,888.54
	504,883,115.56	688,448,644.49
	61,074,789.01	446,492,755.95

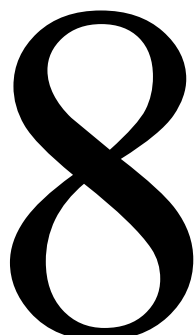
	2019														
	1,408,163,573.00				1,903,407.77	5.21	110,728.27	761,912.36	134,505,883.55		47,838,259.74		3,494,788.13	159,793,675.20	3,654,581,807.33
	1,408,163,573.00				1,903,407.77	5.21	110,728.27	761,912.36	134,505,883.55		47,838,259.74		3,494,788.13	159,793,675.20	3,654,581,807.33
	185,574.00				829,523.63		836,248.95	290,126.32			-77,529,834.66		-75,388,361.76	6,344,946.20	-69,043,415.56
							836,248.95				-77,529,834.66		-76,693,585.71	6,400,985.95	-70,292,599.76
	185,574.00				829,523.63								1,015,097.63	-56,039.75	959,057.88

1	185,5 74.00				829,52 3.63								1,015, 097.63	-56,03 9.75	959,05 7.88
2															
3															
4															
1															
2															
3															
4															
1															
2															
3															
4															
5															
6															
								290,12 6.32					290,12 6.32		290,12 6.32
1								290,12 6.32					290,12 6.32		290,12 6.32
2															

	1,408				1,904,		946,97	1,052,	134,50		-29,69	3,419,	166,13	3,585,	
	,349,				237,29		7.22	038.68	5,883.		1,574.	399,77	8,621.	538,39	
	147.0				8.84				55		92	0.37	40	1.77	
	0														

2018

2018															
	1,406				1,893,	426,48	29,69								
	,655,				010,94		0.20								
	936.0				6.31										
	0														



3												
4												
1												
2												
3												
1												
2												
3												
4												
5												
6												
1												
2												
	1,408,3 49,147. 00				1,910,90 1,807.94				134,505, 883.55	-237,1 36,549 .67		3,216,620 ,288.82


	2018											
	1,406, 655,93 6.00				1,906,1 70,427. 55	426,480. 20			134,505 ,883.55	891,798,2 11.46		4,338,703,9 78.36
	1,406, 655,93 6.00				1,906,1 70,427. 55	426,480. 20			134,505 ,883.55	891,798,2 11.46		4,338,703,9 78.36
	1,507, 637.00				3,901,8 56.76	-426,48 0.20				-72,679,3 37.75		-66,843,363 .79
										-23,388,0 37.65		-23,388,037 .65
	1,507, 637.00				3,901,8 56.76	-426,48 0.20						5,835,973.9 6
1	1,507, 637.00				3,901,8 56.76	-426,48 0.20						5,835,973.9 6
2												
3												
4												
										-49,291,3 00.10		-49,291,300 .10
1												
2										-49,291,3 00.10		-49,291,300 .10
3												

1												
2												
3												
4												
5												
6												
1												
2												
	1,408, 163,57 3.00				1,910,0 72,284. 31				134,505 ,883.55	819,118,8 73.71		4,271,860,6 14.57

2000 1996 8
 91440300279261223 2007 3 6
 2019 6 30 140,834.9147
 140,834.9147 3009 A6 2A

/ / PDA /
 / /

POS
 S G/S C/S A COM)



			95.50	95.50
			100.00	100.00
			60.00	60.00
			100.00	100.00
CLO ENERG LLC			100.00	100.00
			100.00	100.00
			100.00	100.00
			100.00	100.00
			18.92	70.00
			100.00	100.00
			100.00	100.00
			100.00	100.00
			57.14	57.14
			64.50	64.50
			100.00	100.00
			100.00	100.00
			100.00	100.00
			99.98	99.98
			70.00	70.00
			55.00	55.00
			100.00	100.00
			50.14	100.00
			50.14	100.00
			100.00	100.00
			100.00	100.00
			100.00	100.00
			60.00	60.00
			45.13	90.00
			64.50	100.00
			100.00	100.00
			100.00	100.00
			100.00	100.00
			90.00	90.00
			100.00	100.00
			100.00	100.00
			100.00	100.00
EG PANAMA SMART INVESTORS COMPANY (S.A.E)			60.00	60.00
CLO DEK GMBH			100.00	100.00
CLO PANAMA S.A.			51.00	51.00
			18.92	100.00

			100.00	100.00
			100.00	100.00
			100.00	100.00
			57.00	57.00
			100.00	100.00
			100.00	100.00
			100.00	100.00
			100.00	100.00
			100.00	100.00
			100.00	100.00
			100.00	100.00
			100.00	100.00
			100.00	100.00
			100.00	100.00
			100.00	100.00
			95.00	95.00
			100.00	100.00
			100.00	100.00
			100.00	100.00
			100.00	100.00
			90.00	90.00
			90.00	90.00
			90.00	90.00
			90.00	90.00
			76.40	80.00
			95.50	100.00
			100.00	100.00
			100.00	100.00
			60.00	100.00
			100.00	100.00
			87.86	92.00
			100.00	100.00
			100.00	100.00
			100.00	100.00
			50.14	100.00
			50.14	100.00
			50.14	100.00
			50.14	100.00
			95.50	100.00
			76.40	80.00
			95.50	100.00

1 1 12 31

12

1

2

3

4

(1)

(2)

1)

1
2
3

2

1
2
3
4
5

8

8

1

2

1

2

1

2

3

()

4

5

3

1

2

1

2

4

5

6

1

2

3

4

5

6

7

8

1

2

7

1

2

1

5%

2

1

		6

2

		(%)	(%)
6	6	---	5.00
6	1 1	5.00	5.00
1	2	10.00	10.00
2	3	30.00	30.00
3		100.00	100.00

	(%)	(%)
	0.00	0.00

3

1

2

3

4

5

1

2

1

1

2

2

3
1

22

2

22

3

22

4

5

22

4

1

2

3

4

1

22

2

	20 40	10.00	4.50 2.25
--	-------	-------	-----------

1

1

2

2

1

2

3

4

3

1

			%	%
		20 40	5.00-10.00	4.50 2.25
		15	5.00-10.00	6.00
-		5	5.00-10.00	18.00
-		5 25	5.00-10.00	18.00 3.60
		5	5.00-10.00	18.00
		5	5.00-10.00	18.00

2

3

4

1

2

3

4

5

1

2

1

1

2

3

2

3

3

4

1

2

1

	50	
	5-10	
	5	
	5	

2

3

4

1

2

3

4

5

1

1

2

1

2

3

4

1

2

1

2

3

4

5

6

1

2

3

4

5

1

1

2

3

4

2

1

3

3

1

1

2

2

1

2

3

1

2

3

4

1

2

4

1

1

2

3

4

1

2

2

1

2

3

5

6

7

1

2

1

3

()

1

1

2

2

1

2

3

3

1

2

1

1

2

2

1

2

1

1

2

3

2

"

"

"

"

A

2017

22 —

—

[2017] 7
[2017] 9

23 —
37 —

[2017] 8
[2017] 14

24

"

2019 1 1

1

"

" " " " " " " " " " " "

2

" " " " " "

3

4

5

2018

B

2019 4 30

2019

[2019] 6

"

"

2019

1

1

"

"

"

"

"

"

2

"

"

"

"

"

"

2

"

"

"

"

"

"

3

"

"

		16% 13% 10% 9% 6% 5%
		7% 5%

		7.5% 10% 12.5% 15% 16.5%
		25%
		3%
		2%



15%

15%

10%

15%

10%

15%

15%

15%



2016 1
2008 1 1

15%

1
2017 10 31

GR201744204974

3 2017

2017 3

2019 15%

2
2018 11 9

GR201844204319

3

2018 2018 3

2019 15%

3
2018 10 16

GR201544200577

3

2018 2018 3

2019 15%

4
2018 10 16

GR201844201449

3 2018

2018 3

5
2017 12 4

GR201751000695

3

2017 2017 3

2019 15%

6
2017 11 9

2017 2017

3 2019 15%

7
2017 11 17

2017

GR201732000420

3 2017 2017 3 2019 15%

8
2018 11 30

GR201644205260

3 2018

2018 3

2019 15%

9
2018 10 16

GR201844201673

3 2018

2018 3

2019 15%

10
2016 12 1

GR201644203772

3 2016

2016 3
 2 (2012 27)
 10%
 10%
 3
 2009 80
 15% 2016-2018
 2019-2021 2019 7.5%
 15% 2014-2016 2017-2019 2019 7.5%
 2010 110
 25%
 EPC
 12.5% 2015-2017 2018-2020
 2016-2018 2019-2021 12.5%
 1
 70% 1.2% 12%
 2

	426,870.20	224,046.53
	296,644,172.68	952,714,620.65
	1,268,085,376.83	371,338,092.07
	1,565,156,419.71	1,324,276,759.25
	10,506,443.87	16,677,882.72

	453,971,008.27	191,964,869.94
	187,948,674.56	159,605,609.21
	465,143,741.75	5,000,000.00

	161,021,952.25	14,767,612.92
	1,268,085,376.83	371,338,092.07

	26,847,204.13	62,017,095.40
	5,095,136.23	215,123,203.38
	31,942,340.36	277,140,298.78

	233,221,938.31	0.00
	59,104,075.92	0.00
	292,326,014.23	0.00

--	--	--

	0.00	0.00	0.00	0.00	0.00	0.00	0.00	0.00	0.00	0.00
	2,249,196,105.19	99.97%	320,350,807.48	14.24%	1,928,845,297.71	2,805,018,192.66	99.98%	363,320,478.67	12.95%	2,441,697,713.99
	596,000.00	0.03%	596,000.00	100.00%	0.00	596,000.00	0.02%	596,000.00	100.00%	0.00
	2,249,792,105.19	100.00%	320,946,807.48	14.27%	1,928,845,297.71	2,805,614,192.66	100.00%	363,916,478.67	12.97%	2,441,697,713.99

	596,000.00	596,000.00	100.00%
	596,000.00	596,000.00	--

				%
6	6		881,321,054.14	-
6	1	1	549,936,636.80	27,496,831.84
1	2		490,417,353.60	49,041,735.36
2	3		119,584,029.10	35,875,208.73
3			207,937,031.55	207,937,031.55
			2,249,196,105.19	320,350,807.48

107,958,691.58

67,137,865.91

1,830,382.96

318,462.56

		(%)	
	74,634,524.79	3.32	8,397,643.48
	60,053,329.88	2.67	825,606.84
	59,902,912.34	2.66	6,178,628.57
	49,044,670.35	2.18	2,452,233.52
	45,926,582.56	2.04	-
	289,562,019.92	12.87	17,854,112.41

1	81,693,307.02	89.58%	82,811,019.49	88.48%
1 2	3,926,127.32	4.31%	6,527,811.59	6.98%
2 3	1,767,515.83	1.94%	1,907,459.31	2.04%
3	3,810,373.61	4.18%	2,335,916.35	2.50%
	91,197,323.78	--	93,582,206.74	--

1

		(%)		
	6,651,369.70	7.29	2019	
	5,562,793.62	6.10	2019	
	2,815,927.56	3.09	2018	


	2,600,000.00	2.85	2019	
	2,152,230.00	2.36	2019	
	19,782,320.88	21.69		

		0.00	0.00
		0.00	0.00
		950,449,321.53	885,519,957.66
		950,449,321.53	885,519,957.66

1

	52,305,626.45	133,2;626.

		0



		%		%	
	14,306,886.04	1.32	14,306,886.04	100.00	---
	1,083,578,589.39	100.00	133,129,267.86	12.29	950,449,321.53

		%		%	
	178,546,913.07	14.51	178,546,913.07	100.00	---
	967,478,652.21	78.61	81,958,694.55	8.47	885,519,957.66
1	908,166,070.32	73.79	81,958,694.55	9.02	826,207,375.77
2	59,312,581.89	4.82	---	---	59,312,581.89
	84,695,021.72	6.88	84,695,021.72	100.00	---
	1,230,720,587.00	100.00	345,200,629.34	28.05	885,519,957.66

1

			%
6 6	367,769,602.60	18,388,480.13	5.00
6 -1 1	241,881,548.21	12,094,077.41	5.00
1 2	228,361,814.03	22,836,181.40	10.00
2 3	166,116,622.80	49,834,986.84	30.00
3	15,668,656.04	15,668,656.04	100.00
	1,019,798,243.68	118,822,381.82	11.65

2

			%
	49,473,459.67	---	---
	49,473,459.67	---	---

3

66,705,704.34

20,303,734.32

258,256,766.95

4

216,564.55

	16,703,225.26			7,760.89	16,695,464.37
	4,145,428.70				4,145,428.70
	11,032,941.52				11,032,941.52
	16,889,331.92				16,889,331.92
	1,896,388.32				1,896,388.32
	0.00				0.00
	50,667,315.72			7,760.89	50,659,554.83

	0.00	0.00	0.00	
	0.00	0.00	0.00	--

	312,915,892.80	281,471,301.04
	53,880.36	509,938.37
	0.00	0.00
	101,527,615.86	93,500,000.00

	3,524,204.93	24,055,630.96
	418,021,593.95	399,536,870.37

	0.00	0.00	0.00	122,953,174.94	0.00	122,953,174.94	4.75%-4.90%
	0.00	0.00	0.00	122,953,174.94	0.00	122,953,174.94	--

	79,471,59			-3,205,36						76,266,22	
	3.40			9.99						3.41	
	79,471,59			-3,205,36						76,266,22	
	3.40			9.99						3.41	
	4,882,928			129,569.8						5,012,498	
	.69			8						.57	
	15,875,19			-1,526,83						14,348,36	
	7.68			0.28						7.40	
	4,186,269			31,462.44						4,217,731	
	.50									.94	
	30,686,53			2,645,685						33,332,22	
	9.39			.41						4.80	
	647,757,5		647,757,5	0.00						0.00	
	00.00		00.00								
	2,500,000		2,500,000	0.00						0.00	
	.00		.00								
	5,839,918			-162,897.						5,677,021	
	.92			90						.02	
	3,393,802			1,588,128						4,981,930	
	.25			.24						.49	



1.	169,645,288.05			169,645,288.05
2.				
1				
2				
3				
3.				
1				
2				
4.	169,645,288.05			169,645,288.05
1.	29,270,761.36			29,270,761.36
2.	6,906,193.28			6,906,193.28
1	6,906,193.28			6,906,193.28
3.	4,475,981.59			4,475,981.59
1				
2	4,475,981.59			4,475,981.59
4.	31,700,973.05			31,700,973.05
1.				
2.				

1				
3				
1				
2				
4.				
1.	137,944,315.00			137,944,315.00
2.	140,374,526.69			140,374,526.69

2,75

3.	10,346,843.20	177,349,064.59	3,712,471.82	11,481,753.29	851,352.68	203,741,485.58
1	-	6,675,721.85	551,279.97	8,639,362.50	791,121.99	16,657,486.31
(2)	10,346,843.20	170,673,342.74	3,161,191.85	2,842,390.79	60,230.69	187,083,999.27
4.	881,505,948.01	1,851,135,564.66	720,506,230.91	156,948,084.93	74,001,579.51	3,684,097,408.02
1.	185,357,762.14	362,396,560.98	172,408,006.94	84,452,912.57	2,926,353.32	807,541,595.95
2.	17,940,196.41	65,141,504.93	40,078,129.54	11,757,766.05	7,833,409.72	142,751,006.65
1	17,940,196.41	65,141,504.93	40,078,129.54	11,746,666.04	4,207,803.22	139,114,300.14
(2)				11,100.01	3,625,606.50	3,636,706.51
3.	2,255,964.17	56,487,956.46	2,475,215.41	5,581,685.13	586,305.83	67,387,127.00
1		4,232,034.69	153,251.87	3,116,129.33	541,345.58	8,042,761.47
(2)	2,255,964.17	52,255,921.77	2,321,963.54	2,465,555.80	44,960.25	59,344,365.53
4.	201,041,994.38	371,050,109.45	210,010,921.07	90,628,993.49	10,173,457.21	882,905,475.60
1.		27,179,833.74	37,824,984.64			65,004,818.38
2.						
1						
3.			14,363,441.10			14,363,441.10
1						
(2)			14,363,441.10			14,363,441.10
4.		27,179,833.74	23,461,543.54			50,641,377.28
1.	680,463,953.63	1,452,905,621.47	487,033,766.30	66,319,091.44	63,828,122.30	2,750,550,555.14
2.	702,833,617.60	1,613,249,660.67	513,211,100.26	76,179,751.55	40,778,610.12	2,946,252,740.20

	14,273,311.57	0.00	0.00	14,273,311.57
	672,555,413.03	104,475,931.09	0.00	568,079,481.94
	125,958,085.56	0.00	0.00	125,958,085.56
	812,786,810.16	104,475,931.09	0.00	708,310,879.07

	336,386,048.25	293,370,562.27
	0.00	0.00
	336,386,048.25	293,370,562.27

	15,555,112.32	15,555,112.32	0.00	15,555,112.32	15,555,112.32	0.00
	54,351,479.99	50,999,480.00	3,351,999.99	54,351,479.99	50,999,480.00	3,351,999.99
	19,782,048.16		19,782,048.16	19,782,048.16		19,782,048.16
	96,150,629.80		96,150,629.80	94,135,708.30		94,135,708.30
	81,233,804.67	---	81,233,804.67	81,355,723.09		81,355,723.09
	23,628,243.39		23,628,243.39	22,213,368.63		22,213,368.63
AGC	21,982,758.62		21,982,758.62	21,982,758.62		21,982,758.62
AGC	20,881,596.85		20,881,596.85	20,631,345.43		20,631,345.43
	51,387,403.90		51,387,403.90	5,480,256.59		5,480,256.59

	17,987,562.87	---	17,987,562.87	24,437,353.46		24,437,353.46
	402,940,640.57	66,554,592.32	336,386,048.25	359,925,154.59	66,554,592.32	293,370,562.27

	210,373,200.00	15,555,112.32				15,555,112.32	7.39%					
	62,000,000.00	54,351,479.99				54,351,479.99	87.66%					
	0.00	19,782,048.16				19,782,048.16						
	126,354,400.00	94,135,708.30	2,014,921.50			96,150,629.80	76.10%					
	0.00	22,213,368.63	1,414,874.76			23,628,243.39						
	1,345,722,800.00	81,355,723.09	12,335,791.58	---	12,457,710.00	81,233,804.67	5.30%					
AGC	24,425,300.00	21,982,758.62				21,982,758.62	90.00%					
AGC	200,000,000.00	20,631,345.43	250,251.42			20,881,596.85	10.44%					
	233,000,000.00	5,480,256.59	45,907,147.31			51,387,403.90	22.05%					
	2,201,875,700.00	335,487,801.13	61,922,986.57	---	12,457,710.00	384,953,077.70	--	--				--

--	--	--	--	--	--	--	--	--	--	--	--	--

			0.00			0.00

1.	610,900,160.87	74,730,652.89	1,334,720.46	66,179,286.67	78,429.60	753,223,250.49
2.	799,253.52			505,416.29	150,943.39	1,455,613.20
1	799,253.52			90,265.50	150,943.39	1,040,462.41
2				415,150.79		415,150.79
3						

3.		190,000.00		1,366,055.78		1,556,055.78
1						
2		190,000.00		1,366,055.78		1,556,055.78
4.	611,699,414.39	74,540,652.89	1,334,720.46	65,318,647.18	229,372.99	753,122,807.91
1.	48,312,976.26	48,311,583.44	371,920.36	29,150,738.19	78,429.60	126,225,647.85
2.	9,152,583.50	3,949,147.10	37,269.68	6,195,442.79	10,062.89	19,344,505.96
1	9,152,583.50	3,949,147.10	37,269.68	6,195,442.79	10,062.89	19,344,505.96
3.		190,000.00		1,017,426.35		1,207,426.35
1						
2		190,000.00		1,017,426.35		1,207,426.35
4.	57,465,559.76	52,070,730.54	409,190.04	34,328,754.63	88,492.49	144,362,727.46
1.						
2.						
1						
3.						
1						
4.						

	19,989,802.77	0.00	0.00	0.00	0.00	19,989,802.77
	0.00	6,253.32	0.00	0.00	0.00	6,253.32
	19,989,802.77	6,253.32	0.00	0.00	0.00	19,996,056.09

	12,978,821.03			12,978,821.03
	236,479,293.07		236,479,293.07	
	460,019,433.34			460,019,433.34
	2,963,182.82			2,963,182.82
	22,504,108.61			
0	106,364.74			

	22,504,108.61					22,504,108.61
	236,479,293.07			236,479,293.07		0.00
	116,357,197.39					116,357,197.39
	375,340,599.07			236,479,293.07		138,861,306.00

	38,675,764.20	5,863,738.77				38,065,075.19
	26,616,409.76	170,128.63	163,155.59	10,463,016.13		16,160,366.67
	25,459,722.33		645,112.69			24,814,609.64
	9,177,326.41		216,315.53			8,961,010.88
330K	19,899,031.76		876,861.18	5,122,278.47		
	1,974,550.24		658,183.41			1,316,366.83
	35,142,728.18	1,870,974.11	6,173,264.00	741,624.15		30,098,814.14
	156,945,532.88	7,904,841.51	15,207,320.18	16,326,918.75		133,316,135.46

16,326,918.75

	205,417,963.95	30,538,078.76	368,158,519.26	55,673,549.01
	26,794,760.00	4,019,214.00	42,136,726.53	6,767,544.53
	881,858,533.59	141,530,445.80	564,916,624.47	94,185,210.52
	0.00	0.00	661,098.01	165,274.50
	1,114,071, . ,			

	302,362,890.48	221,807,874.01
	52,366,297.02	59,947,272.02
	228,400,000.00	231,189,313.00
	44,556,000.00	47,018,724.37
	40,744,550.99	42,136,589.75
	3,077,924.37	4,460,000.00
	671,507,662.86	606,559,773.15

	1,189,500,000.00	546,000,000.00
	1,709,600,028.23	2,038,004,250.00
	856,700,000.00	261,400,000.00
	3,755,800,028.23	2,845,404,250.00

81"

"

"

"

	189,478,435.95	245,142,208.02
	269,020,933.18	299,490,362.91
	458,499,369.13	544,632,570.93

	74,602,606.14	64,625,974.07
	88,338,749.52	177,306,689.57
	1,149,253,107.94	1,652,563,580.59
	1,312,194,463.60	1,894,496,244.23

	65,794,134.37	
	42,322,050.00	
	44,743,066.59	
	22,067,200.00	
	10,150,000.00	
	6,935,544.00	
	6,051,820.13	
	4,625,641.03	
	4,576,700.00	
	3,727,000.00	
	3,575,498.29	

	1,892,478.63	
	1,605,000.00	
	1,235,074.90	
	1,205,128.20	
	1,170,000.00	
	1,151,410.26	
	1,140,000.00	
	223,967,746.40	--

	351,202,146.33	424,499,610.45
	1,111,742.67	1,431,893.67
	352,313,889.00	425,931,504.12

	61,294,115.81	216,327,174.74	225,645,257.02	51,976,033.53
-		9,337,169.40	9,337,169.40	
	61,294,115.81	225,664,344.14	234,982,426.42	51,976,033.53

1	61,294,115.81	208,131,064.50	217,449,146.78	51,976,033.53
2		301,000.00	301,000.00	
3		3,566,139.83	3,566,139.83	
		3,007,693.01	3,007,693.01	
		250,369.64	250,369.64	
		308,077.19	308,077.19	
4		4,313,031.90	4,313,031.90	
5		15,938.51	15,938.51	
	61,294,115.81	216,327,174.74	225,645,257.02	51,976,033.53

1		8,943,969.94	8,943,969.94	
2		393,199.46	393,199.46	
		9,337,169.40	9,337,169.40	

		14,551,018.93	189,714,759.01
		7,213,994.54	4,024,699.24
		4,290,641.95	5,152,021.53
		1,513,103.67	5,425,610.61
		631,534.58	892,204.06
		646,588.52	3,883,251.40
		6,435.80	6,435.80
		2,274.40	37,716.16
		140,432.61	338,038.91
		473,560.76	

	29,469,585.76	209,474,736.72
--	---------------	----------------

	12,603,290.08	33,501,893.30
	92,039.36	92,039.36
	517,162,762.36	550,300,788.79
	529,858,091.80	583,894,721.45

	290,871.07	19,674,594.89
	12,312,419.01	13,827,298.41
	12,603,290.08	33,501,893.30

--	--	--

	92,039.36	92,039.36
	92,039.36	92,039.36

1

	45,679,652.79	45,725,790.02
	8,035,315.47	1,754,896.79

	170,000.00	7,137,718.38
	592,641.12	55,808.19
	30,107,975.49	12,107,070.22
	423,717,164.91	446,536,554.00
	230,463.40	552,077.24
	-	24,901,550.00
	8,629,549.18	11,529,323.95
	517,162,762.36	550,300,788.79

2

1

	20,000,000.00	
	5,784,493.83	
	1,100,000.00	
	26,884,493.83	--

	0.00	67,989,630.80
	0.00	67,989,630.80
	0.00	67,989,630.80

	314,690,526.32	342,105,682.75
	279,184,856.79	428,936,401.41
	173,827,805.72	151,530,232.84
	767,703,188.83	922,572,317.00

	1,000,000.00	1,000,000.00
	1,000,000.00	1,000,000.00

	1,952,631.56	5,857,894.72
	--	--
+ +	192,410,000.00	658,600,000.00
	194,362,631.56	<

9 .. 06

! I4'084405'11

2014	100.00	2014.9.17	5	200,000,000.00	124,903,600.00		4,371,626.00			124,903,600.00	124,903,600.00
2016	100.00	2016.7.1	3	180,000,000.00	149,751,544.62		4,260,955.38	-248,455.38	158,025,000.00	0.00	0.00
2016	100.00	2016.11.4	3	320,000,000.00	154,281,256.79		3,875,000.00		0.00	154,281,256.79	154,281,256.79
2017	100.00	2017.3.22	5	200,000,000.00	199,718,364.73		5,500,000.00		11,000,550.00	199,718,364.73	0.00-
	--	--	--	1,180,000,000.00	628,654,766.14		18,007,581.38	-248,455.38	169,025,550.00	478,903,221.52	279,184,856.79

	348,770,464.77	1,007,787,447.23
	348,770,464.77	1,007,787,447.23

	0.00	35,003,287.88
	72,000.00	0.00

	72,000.00	35,003,287.88	--
--	-----------	---------------	----

	271,142,292.07	11,318,684.00	26,255,900.09	256,205,075.98	
	271,142,292.07	11,318,684.00	26,255,900.09	256,205,075.98	--

								/
IGB	268,333.51			70,000.00			198,333.51	
>								
IGB	1,750,000.00			300,000.00			1,450,000.00	
>								
	138,000.00			36,000.00			102,000.00	
>								
	1,138,500.00			297,000.00			841,500.00	
>								
	1,666,666.67			500,000.00			1,166,666.67	
>								
	1,266,666.67			433,333.34			833,333.33	
>								
	187,000.00			93,500.00			93,500.00	
>								
	35,000.00			17,500.00			17,500.00	
>								
	340,000.00			120,000.00			220,000.00	

	1,759,500.00			459,000.00			1,300,500.00	
	1,646,416.67			429,500.00			1,216,916.67	
F	1,916,666.67			500,000.00			1,416,666.67	
	1,350,000.00			300,000.00			1,050,000.00	
	2,466,666.67			400,000.00			2,066,666.67	
	3,166,666.67			500,000.00			2,666,666.67	
	9,600,000.00			1,200,000.00			8,400,000.00	
	3,266,666.68			400,000.00			2,866,666.68	
	365,669.99			40,630.00			325,039.99	
	255,568.33			25,990.00			229,578.33	
	385,416.67			92,500.00			292,916.67	
		2,000,000.00		66,666.67			1,933,333.33	
	1,109,783.06						1,109,783.06	
2018	690,000.00						690,000.00	
	2,380,751.14						2,380,751.14	

214,445,615.77

17,670,766.38

196,72

185,574.00

	1,903,407,775.21	829,523.63	0.00	1,904,237,298.84
	0.00	0.00	0.00	0.00
	1,903,407,775.21	829,523.63	0.00	1,904,237,298.84

829,523.63

	110,728.27	836,248.95				836,248.95		946,977.22
	110,728.27	836,248.95				836,248.95		946,977.22
	110,728.27	836,248.95				836,248.95		946,977.22

	761,912.36	290,126.32	0.00	1,052,038.68
	761,912.36			

	0.00	49,291,300.10
	-29,691,574.92	1,398,957,817.92

	1,513,948,510.96	1,089,218,119.67	1,967,282,387.84	1,404,157,952.55
	2,313,113.49	1,726,510.24	4,296,523.91	2,546,487.19
	1,516,261,624.45	1,090,944,629.91	1,971,578,911.75	1,406,704,439.74

	1,150,809,325.67	780,219,224.27	1,286,134,345.41	973,192,581.93
	90,595,945.40	81,416,809.04	238,319,990.96	149,623,069.23
	202,555,074.58	194,792,541.19	305,933,945.23	210,425,746.08
	30,039,010.03	6,419,895.22	37,025,189.70	6,905,216.24
	21,542,887.65	4,692,520.33	32,404,334.40	24,964.02
	18,406,267.63	21,677,129.62	67,464,582.15	63,986,375.05
	1,513,948,510.96	1,089,218,119.67	1,967,282,387.84	1,404,157,952.55

		(%)
	86,595,726.49	5.71
	60,330,223.21	3.98
	56,368,389.77	3.72
	54,916,238.25	3.62
	45,467,813.70	3.00
	303,678,391.42	20.03

	3,051,437.60	4,666,615.05
	1,980,430.70	3,495,569.88
	1,424,601.12	1,681,642.99
	1,257,750.40	2,344,551.85
	42,949.36	3,928.00
	535,327.14	574,468.40
	0.00	1,755.89
	233,975.59	0.00
	8,526,471.91	12,768,532.06

	39,720,750.45	42,547,850.96
	12,537,738.86	18,906,746.81
	1,472,625.99	2,032,269.08
	23,041,542.57	24,841,922.40
	1,054,254.53	1,256,427.42
	1,106,248.97	1,777,946.61
	40,583,808.57	32,151,628.31
	6,094,773.77	6,456,192.31
	1,505,218.56	1,831,894.12
	197,878.30	946,085.97
	1,302,535.18	1,615,809.32
	15,052,089.18	10,817,578.46
	143,669,464.93	145,182,351.77

	47,621,215.29	44,593,874.50
	33,367,715.95	31,245,163.77
	39,401,001.59	60,191,189.58
	120,389,932.83	136,030,227.85

	68,872,157.63	75,685,580.30
	10,105,736.69	10,326,659.95
	10,399,197.26	10,235,705.78
	6,987,735.61	4,936,757.21
	31,312,242.82	31,674,656.45
	127,677,070.01	132,859,359.69

	206,882,229.04	185,140,934.29
	4,919,054.92	6,993,593.61
	-242,916.22	-343,936.01
	22,716,370.50	7,744,945.16
	224,436,628.40	185,548,349.83

	55,597,444.45	39,047,708.76
	55,597,444.45	

			/
IGBT	70,000.00	249,637.28	
IGBT	300,000.00	1,100,000.00	
	36,000.00	115,500.00	
	297,000.00	297,000.00	
	500,000.00	500,000.00	
	433,333.34	1,100,000.00	
	93,500.00	320,000.00	
	17,500.00	30,000.00	
	120,000.00	120,000.00	
	429,500.00	429,500.00	
VF	500,000.00	500,000.00	
2016	300,000.00	250,000.00	
	400,000.00	400,000.00	
	500,000.00	1,250,000.00	
	400,000.00	916,666.66	
	1,200,000.00	2,000,000.00	
	150,000.00	150,000.00	
	43,943.52	43,943.52	
2011		10,000.00	
		500,000.00	
		300,000.00	
		500,000.00	
2018		1,712,000.00	
		500,000.00	
		37,600.02	
		281,880.00	
		1,069,191.58	
		659,000.00	
		1,230,000.00	
2016		1,093,000.00	
2017		546,000.00	
	459,000.00		

			/
2017	186,531.24		
2016-2020	284,687.52		
2017	2,794,851.00		
	100,000.00		
2015	499,999.98		
2017	4,827,187.86		
2018	1,413,154.14		
2015	6,663,999.96		
	1,961,101.37	1,105,438.72	
	55,597,444.45	39,047,708.76	---

		-13,584,298.90
	192,189,775.21	37,249,



--	--	--

	-129,344,217.97	-16,043,694.23
	7,760.89	
	-129,336,457.08	-16,043,694.23

	0.00	0.00
	18,251.80	949,674.21
	0.00	0.00
	0.00	0.00
	0.00	0.00

	389,452.01	0.00	389,452.01
	288,871.81	8,314,062.81	288,871.81
	202,954.20	439,807.15	202,954.20
	1,616,471.52	4,373,675.19	1,616,471.52
	2,497,749.54	13,127,545.15	2,497,749.54

	27,801.38	0.00	27,801.38
	0.00	0.00	0.00
	50,000.00	0.00	50,000.00
	846,535.55	377,818.78	846,535.55
	8,251,542.44	0.00	8,251,542.44
	42,596,103.35	1,174,563.04	42,596,103.35
	51,771,982.72	1,552,381.82	51,771,982.72

	6,836,548.71	9,138,116.80
	-18,352,795.38	-13,781,509.52
	-11,516,246.67	-4,643,392.72

57

	8,739,987.47	3,225,779.20
	318,634,949.92	0.00
	41,308,438.82	31,045,438.72
	368,683,376.21	34,271,217.92

	354,231,309.28	39,534,437.62	
	117,063,904.70	152,985,789.74	
	471,295,213.98	192,520,227.36	

	0.00	220,000,000.00	
	0.00	220,000,000.00	

	0.00		0.00
	63,611,000.00		0.00
	63,611,000.00		0.00

	85,586.93	3,767,814.41	
	0.00	82,000,000.00	

	262,006,138.33	4,121,372.06
	87,271,239.78	131,771,043.99
	0.00	2,210,000.00
	460,143,741.75	0.00
	13,575,452.43	0.00
	0.00	3,000,000.00
	822,996,572.29	141,102,416.05

1	--	--
	-71,128,848.71	70,322,983.12
	-129,336,457.08	16,043,694.23
	146,020,493.42	165,624,081.84
	0.00	0.00
	19,344,505.96	18,406,680.11
	15,207,320.18	21,347,037.90
	-18,251.80	-949,674.21
	0.00	0.00
	0.00	0.00
	206,882,229.04	185,140,934.29
	-239,732,472.17	-77,665,087.52
	-19,296,160.00	-14,184,248.42
	-794,531.82	0.00
	6,563,228.40	-171,748,231.18
	677,021,170.21	-588,117,415.48
	-461,497,736.68	353,265,560.02
	0.00	0.00
	149,234,488.95	-22,513,685.30
2	--	--
3	--	--

	297,071,042.88	1,158,563,890.84
	952,938,667.18	1,347,566,116.85
	0.00	0.00
	0.00	0.00
	-655,867,624.30	-189,002,226.01

	--
	--
	--

	33,411,606.00
	--
	33,261,605.00
	1.00
	150,000.00
	0.00
	0.00
	0.00
	27,452,082.61
	--
	874.96
	24,545,911.18
	2,170,774.24
	0.00
	328,528.41
	405,993.82
	163,815,915.17

	--
	2,897,355.17
	86,295,300.00
	58,393,260.00
	16,230,000.00
	169,775,438.56

	297,071,042.88	952,938,667.18
	426,870.20	224,046.53
	296,644,172.68	952,714,620.65
	0.00	0.00
	297,071,042.88	952,938,667.18
	0.00	0.00

	1,107,063,424.58	
	161,021,952.25	
	787,845,734.89	
	456,262,730.59	
	2,512,193,842.31	--

	--	--	11,527,772.37
	1,006,597.43	6.8747	6,920,055.36
	326,168.63	7.8170	2,549,660.19
	1,294.85	0.8797	1,139.03
	4,996,459.00	0.4117	2,056,917.79
	--	--	813,307,938.19
	110,092,759.03	6.8747	756,854,690.50
	6,582,806.07	7.8170	51,457,795.05
	12,134,454.00	0.4117	4,995,452.64
	--	--	
			129,925,524.62
	17,454,882.81	6.8747	119,997,082.85
	1,021,950.62	7.8170	7,988,588.00
	4,712,098.80	0.4117	1,939,853.77
			133,186,641.83
	17,064,965.02	6.8747	117,316,515.02
	155,068.96	7.8170	1,212,174.06
	35,605,633.00	0.4117	14,657,952.75
			54,363,254.93
	7,907,727.60	6.8747	54,363,254.93

--	--	--	--

1

		2019 1
		2019 1
		2019 1

		2019 3
		2019 3
		2019 4
		2019 4
		2019 4
		2019 4
		2019 4
		2019 4
		2019 5
		2019 5
		2019 5
		2019 6

1

				(%)
	2018 12 18	500.00	---	55.00
	2018 12 26	1,000.00	---	100.00
	2019 5 13	2,000.00	---	95.50

				100.00%	
				100.00%	
					100.00%
				64.50%	
				100.00%	

EG P IAN SMAR



					100.00%	
					95.00%	
					100.00%	
					57.00%	
					100.00%	
					100.00%	
					100.00%	
					90.00%	
					100.00%	
					100.00%	
					60.00%	
					100.00%	
					100.00%	
					100.00%	
					100.00%	
					80.00%	
					100.00%	
					100.00%	
					100.00%	
					92.00%	
					100.00%	
					100.00%	
					100.00%	
					100.00%	
					100.00%	

100.00%

60.00%

100.00%

100.00%

231,739, 342,798, 574,537, 376,024, 198,302, 574,327, 265,405, 366,892, 632,298, 360,607, 263,909, 624,516,
059.00 535.30 594.30 879.80 384.90 264.70 459.10 852.80 311.90 400.00 336.50 736.50

54,903,3 11,210,9 66,114,2 2,867,22 0.00 68,189,7 11,346,9 79,536,6 2,867
33.54 06.33 39.87 1.41 19.13 04.06

				40.00%		/
						/
				42.00%		/
						/
				48.94%		/
						/
				20.00%		/
						/
				20.00%		/
						/
				20.00%		/
						/
				30.00%		/
						/
				33.00%		/
						/
				60.00%		/
						/
				30.00%		/
						/
					25.00%	/
						/
					30.00%	/
						/
					30.00%	/
						/
					46.67%	/
						/

					20.00%	/
						/
					30.00%	/
						/

20%

20%

				/	

()

,

/

		525,641.00	5,683,246.09
		18,513.27	0.00
		54,916,238.25	0.00
		0.00	317,333.33
		0.00	4,968.92
		0.00	37,336,752.14
		0.00	11,538.46
		3,230.09	0.00
		1,241,379.31	0.00



#

/

	/	/	/	/	/	/
--	---	---	---	---	---	---

#

/

/	/	/	/	/	/
---	---	---	---	---	---



		598,839.54	0.00
		114,662.77	106,054.02
		32,110.25	0.00
		441,367.57	250,115.64

--	--	--	--

	9,763,157.88	2015	10	16
	0.00	2016	04	12
	55,732,861.84	2016	04	28
	165,043,392.57	2016	05	06
	47,419,042.99	2016	06	21
	51,563,607.66	2016	07	20
	54,000,000.00	2016	08	23
	0.00	2017	05	10
	7,200,000.00	2017	06	07
	31,111,111.20	2017	10	26

	49,102,617.23	2017 11 13		
	0.00	2017 11 28		
	0.00	2017 12 14		
	5,000,000.00	2017 12 05		
	39,292,303.67	2018 01 11		
	249,650,000.00	2018 03 06		
	45,000,000.00	2018 03 30		
	0.00	2018 04 20		
	15,000,000.00	2018 08 31		
	15,000,000.00	2018 10 09		
	40,000,000.00	2018 10 20		
	63,982,759.52	2018 11 26		
	100,000,000.00	2019 01 01		
	23,000,000.00	2019 01 23		
	45,323,472.54	2016 11 03	3	
	22,664,254.05	2017 11 29	3	
	243,000,000.00	2017 11 01		

	48,280,000.00	2015 06 12	4,828	
	520,000,000.00	2015 07 29		

	0.00	2016 05 13		
	57,780,000.00	2016 11 08		
	72,800,000.00	2017 05 03		
	0.00	2017 06 28		
	0.00	2017 10 20		
	0.00	2017 11 13		
	0.00	2017 12 28		
	0.00	2018 01 05		
	0.00	2018 01 30		
	0.00	2018 02 28		
	65,945,000.00	2018 03 26		

	116,929,503.85	2018 09 14		
	79,500,000.00	2018 10 17		
	129,000,000.00	2018 10 23		
	80,000,000.00	2018 11 09		
	251,000,000.00	2018 12 28		
	780,000,000.00	2019 01 11		
	50,000,000.00	2019 01 11		
	60,000,000.00	2019 01 15		
	100,000,000.00	2019 02 02		
	1,000,000,000.00	2019 04 30	2	
	60,000,000.00	2019 06 28		
	50,000,000.00	2019 06 28		
	124,903,600.00	2014 09 17	2019/9/17	
	155,000,000.00	2016 11 04	2019/11/4	
	200,000,000.00	2017 03 22	2022/3/22	

	60,000,000.00	2019 04 29	2019 05 07	
	600,000,000.00	2019 06 12	2019 06 28	
	49,220,000.00	2019 06 28	2019 07 10	

()	6%	5,100.00	0.00

	269.74	172.75

--	--	--	--

	4,686.93	0.00	504,686.93	0.00
	0.00	0.00	170,082.81	0.00
	433,877.62	0.00	309,591.84	0.00
	78,005.61	0.00	78,005.61	0.00
()	29,238,414.03	0.00	30,896,034.91	0.00
	0.00	0.00	14,800.00	0.00
	78,147.45	0.00		0.00

2,142,673.95	0.00	2,142,673.95	0.00
2,599,202.93	0.00	2,622,604.13	0.00
24,644,160.00	0.00	0.00	0.00
208,625.03	0.00	795,513.12	0.00
0.00	0.00	38,699,451.65	0.00
0.00	0.00	0.00	0.00
42,479.19	0.00	42,479.19	0.00
0.00	0.00	28,335.64	0.00
0.00	0.00	15,000.00	0.00
7,280,000.00	0.00	20,000,000.00	0.00
0.00	0.00	395,149.12	0.00
0.00	0.00	29,700,000.00	0.00

		181,916.82	181,916.82
-		5,000.00	5,000.00
		0.00	51,000,000.00
		2,915.87	2,915.87

1

2019 6 30

-		100,000.00	39,584.90
-	-A608-0164	10,000.00	5,299.32
-		10,000.00	

-	99	65,000.00		8,851.14
	1 2 3 5			
-	50M	25,000.00		25,226.32
-	20M	12,000.00		10,188.65
-	20M	12,000.00		9,278.49
-	15M	12,000.00		12,329.31
-		7,000.00		2,879.69
-		5,000.00		2,468.31
-		9,000.00		7,238.92

		14.24	
		30.47	
		10.23	
		287.74	6 30 246.91 40.56 7
		179.25	
		106.73	7
		60.38	
		14.15	7
		14.61	
		14.40	
		133.00	
		119.80	

		350.00	2019 6 102.79
			200
		2,229.41	,
			56.51
			816
			134.93
			2019 7
			377
			26.42
			50
			235.08
			172.07
			84.00
			7 11
			50.60
			10
		2,448.82	2,448.82 2,352.50 1,967.25

		11.72	
		20.19	
		154.92	
		114.62	
		51.90	
		34.99	
		11.00	
		48.79	
		1 0.1849	10 2
		1 7.500557	51.6 2
		48.4447	596
		12	656.44
			49.01
		16,379.41	
		5,283.42	
		901.62	

		7,932.21	
		85	
		445.853029	
		378.27	
		116.00	
		17.85	
		10.71	
		54.25	
		190.49	
		153.24	
		276.42	
		205.20	
		300.48	
		96.7372	
		76.23	2019 6
		53.0875	
		646.79	2019 6
		4,027.580162	4,007.54245 20.037712

			10
		247.95 2 1 18.94	
		1 2,232.00 2 12.12	
		1 1,554.00 2 466.20	2019 5
		, 195.14	
		, :1 240.939 2 9.607443	2019 6
		, :1 530.43345 2 32.404327	2019 6
		, :1 265.05 2 11.27346	2019 6
		, 100	
			4, 540. 48
	()	10578. 16	

1

2019 3 31

" " 100%

1

100%

2019 3 31
2019

2019

2019

2019 3 31

28 --

2

3

2019

-3,329,112.93

< >

2018 3 5

2017

2018035

10,445.34

				%
		30,000,000	2017/2/21	2.13
		119,223,474	2017/3/23	8.47
		16,000,000	2017/4/24	1.14
		25,000,000	2017/4/24	1.78
		4,000,000	2017/11/7	0.28
		12,000,000	2017/11/8	0.85
		12,000,000	2017/11/8	0.85
		11,000,000	2017/11/14	0.78
		5,500,000	2017/12/7	0.39
		16,000,000	2017/12/1/8	1.14
		5,000,000	2018/4/12	0.36
		5,700,000	2018/5/11	0.40
		3,900,000	2018/5/24	0.28
		1,430,000	2018/5/31	0.10
		800,000	2018/6/1	0.06
		800,000	2018/6/1	0.06
		200,000	2018/6/4	0.01
		800,000	2018/6/4	0.06
		50,600,000	2018/6/4	3.59
		1,200,000	2018/7/16	0.09
		1,690,000	2018/8/3	0.12
		2,000,000	2018/8/10	0.14
		3,850,000	2018/8/10	0.27
		5,000,000	2018/8/13	0.36
		4,200,000	2018/8/16	0.30
		680,000	2018/8/20	0.05
		338,573,474	---	24.04

	2,773,280,859.88	100.00%	218,424,619.93	7.88%	2,554,856,239.95	3,068,377,677.06	100.00%	171,860,860.54	5.60%	2,896,516,816.52
	2,773,280,859.88	100.00%	218,424,619.93	7.88%	2,554,856,239.95	3,068,377,677.06	100.00%	171,860,860.54	5.60%	2,896,516,816.52

1

2

						%	
6	6			474,063,566.13		---	---
6	1 1			319,671,958.17		15,983,597.91	5.00
1	2			319,217,829.63		31,921,782.96	10.00
2	3			66,907,790.16		20,072,337.05	30.00
3				150,446,902.01		150,446,902.01	100.00
				1,330,308,046.10		218,424,619.93	16.42

3

				%		
				1,442,972,813.78	---	---
				1,442,972,813.78	---	---

48,399,963.92

0.00

1,836,204.53

	350,782,896.27	12.65%	---
	261,785,256.64	9.44%	---
	159,862,231.94	5.76%	---
	158,655,891.33	5.72%	---
	120,192,355.60	4.33%	---
	1,051,278,631.78	37.91%	---

	0.00	0.00
	0.00	0.00
	2,156,271,483.51	2,287,571,274.68
	2,156,271,483.51	2,287,571,274.68

	20,243,965.96	23,718,689.96
	8,020,222.90	9,122,985.54
	657,827,096.48	58,572,524.43
	1,559,479,666.88	2,216,566,180.88
	1,468,170.51	307,579.37
	2,247,039,122.73	2,308,287,960.18

2

		%		%
	---	---	---	---
	2,247,039,122.73	100.00	90,767,639.22	4.04
	2,247,039,122.73	100.00	90,767,639.22	4.04

		%		%
	---	---	---	---
	2,308,287,960.18	100.00	20,716,685.50	0.90
	---	---	---	---
	2,308,287,960.18	100.00	20,716,685.50	0.90

				%
6	6	293,114,521.81	14,655,726.09	5.00
6	-1	46,274,874.24	2,313,743.71	5.00

8² 5 2¹⁻ 7 2

		2019	
			%
107.59	11,870,197.59		00.00
678,018,482.03	90,767,639.22		13.39

			%
	9,540,973.82	---	---
	1,559,479,666.88	---	---
	1,569,020,640.70	---	---

0.00

494,474,838.46 1-35 7 O

	4,817,336,423.93	22,504,108.61	4,794,832,315.32	5,726,449,849.00	35,352,081.48	5,691,097,767.52
--	------------------	---------------	------------------	------------------	---------------	------------------

	50,695,879.44			50,695,879.44		
	212,800,000.00			212,800,000.00		
	72,348,143.24			72,348,143.24		
	512,103,452.03			512,103,452.03		
	50,000,000.00			50,000,000.00		
	55,600,000.00			55,600,000.00		
	500,000,000.00			500,000,000.00		
	50,000,000.00			50,000,000.00		
		50,000,000.00		50,000,000.00		
	1,570,479,000.00	94,192,300.00		1,664,671,300.00		
	36,750,000.00			36,750,000.00		
	10,000,000.00			10,000,000.00		
	50,000,000.00			50,000,000.00		
CLO ENERG LLC	6,493,600.00			6,493,600.00		
	83,767.44			83,767.44		
	14,000,000.00			14,000,000.00		
	531,000,000.00			531,000,000.00		
	900,000.00		900,000.00			
	388,800,000.00		388,800,000.00			
	60,874,378.39			60,874,378.39		22,504,108.61
	77,550,175.00			77,550,175.00		
	500,000.00			500,000.00		
	10,000,000.00			10,000,000.00		

10,000,000.00

10,000,000.00

210,000,000.00

210,000,000.00

54,000,000.00

54,000,000.00

	30,686,53 9.39			2,645,685 .41					33,332,22 4.80	
	647,757,5 00.00		647,757,5 00.00	0.00					0.00	
	2,500,000 .00		2,500,000 .00	0.00					0.00	
	5,839,918 .92			-162,897. 90					5,677,021 .02	
	3,393,802 .25			1,588,128 .24					4,981,930 .49	
	1,000,000 .00			0.00					1,000,000 .00	
	716,122,1 56.43		650,257,5 00.00	2,705,117 .79					68,569,77 4.22	
	795,593,7 49.83		650,257,5 00.00	-500,252. 20					144,835,9 97.63	0.00

	906,586,766.01	723,590,583.04	1,388,880,543.66	1,230,129,022.62
	157,500.00	37,250.70	3,659,145.43	901,923.80

	906,744,266.01	723,627,833.74	1,392,539,689.09	1,231,030,946.42
--	----------------	----------------	------------------	------------------

		-164,349.52	-13,927,759.23
		-388,799,999.00	37,249,386.42
		47,600,908.82	54,000,000.00
		-341,363,439.70	77,321,627.19

	239,459,073.90	
	47,457,515.04	
	-49,274,233.18	
	1,872,749.18	
	2,702,211.18	
	233,067,395.40	--

1

1

		/	/
	-2.2430%	-0.0551	-0.0551

	-8.9858%	-0.2206	-0.2206
--	----------	---------	---------

2019